

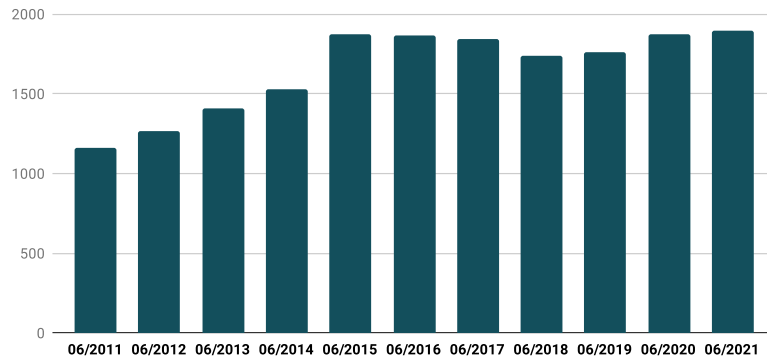
Month at a Glance | JUNE 2021

Residential Sales Statistics: Single Family Residential & Condo

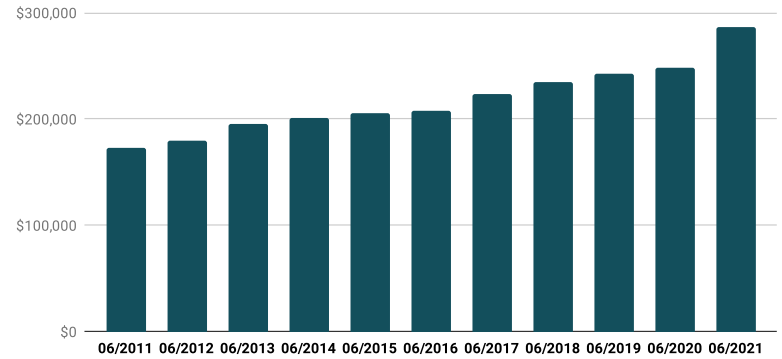


	06/2011	06/2012	06/2013	06/2014	06/2015	06/2016	06/2017	06/2018	06/2019	06/2020	06/2021
Houses Sold	1157	1263	1410	1524	1873	1866	1842	1737	1759	1870	1892
Average Selling Price	\$173,286	\$179,929	\$195,411	\$200,542	\$205,264	\$207,857	\$223,391	\$234,756	\$243,125	\$248,506	\$286,452
Median Selling Price	\$140,000	\$147,000	\$160,000	\$155,000	\$167,950	\$170,000	\$183,000	\$194,000	\$210,000	\$210,250	\$240,000
Average Days on Market	80	84	66	61	55	43	38	37	35	40	16
Average Cumulative Days on Market	143	130	99	88	81	60	52	53	49	54	20

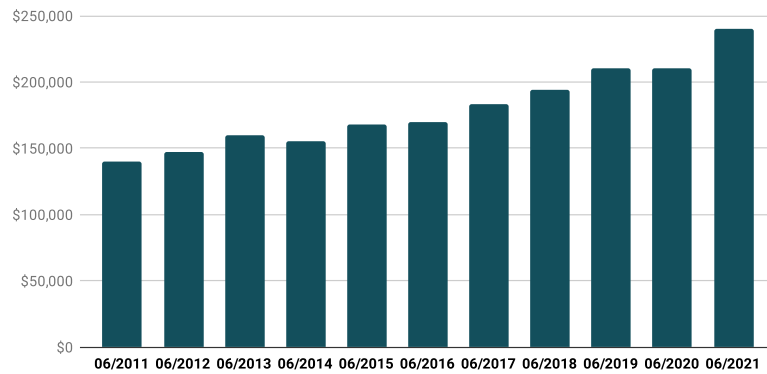
June 2021: Unit Sales of Single Family & Condo



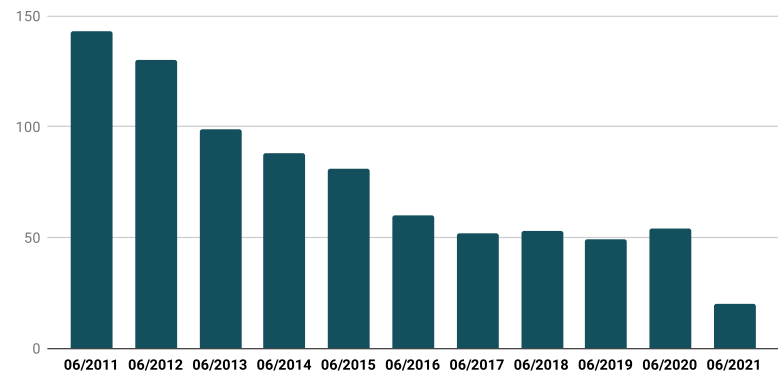
June 2021: Average Selling Price Single Family Residential & Condo



June 2021: Median Selling Price



June 2021: Average Cumulative Days on Market



Information deemed reliable but not guaranteed