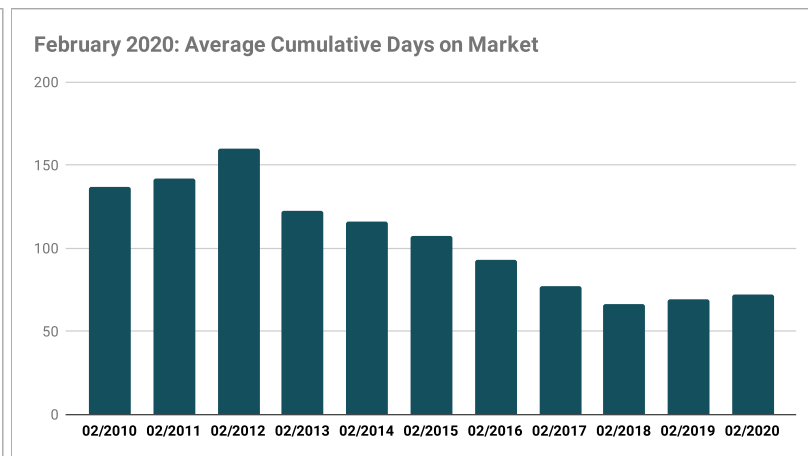
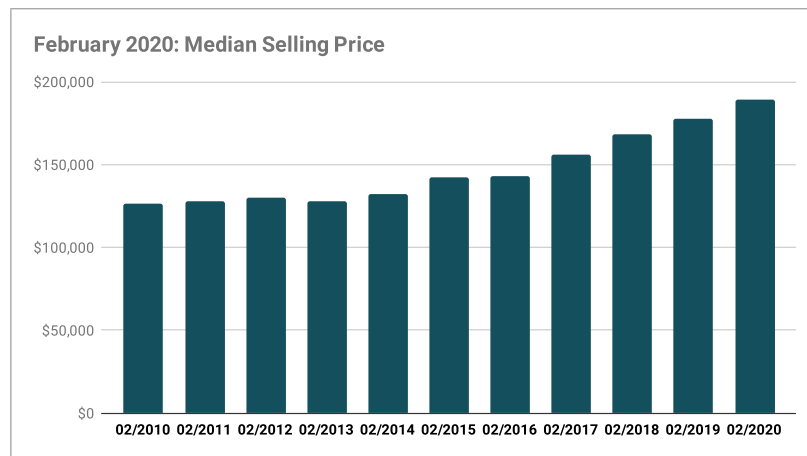
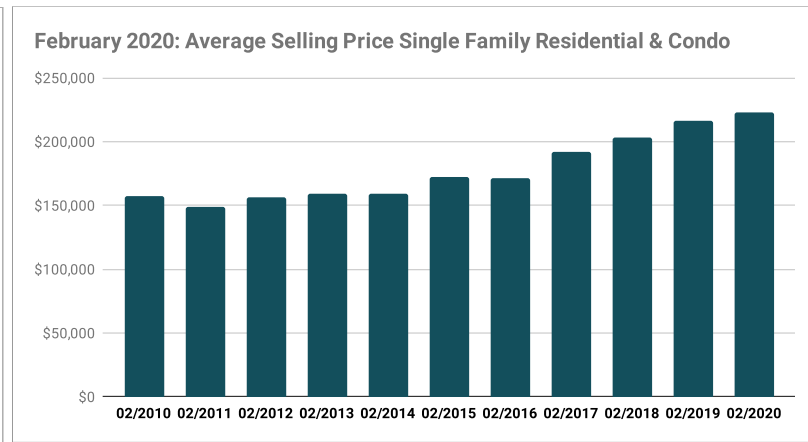
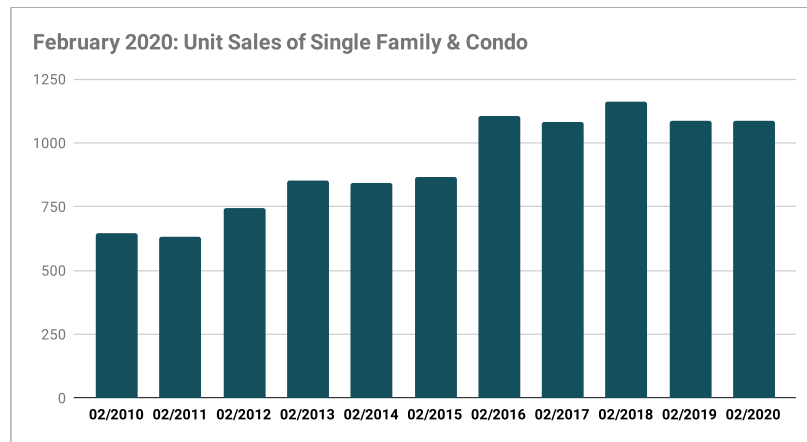


Month at a Glance | FEBRUARY 2020

Residential Sales Statistics: Single Family Residential & Condo



	02/2010	02/2011	02/2012	02/2013	02/2014	02/2015	02/2016	02/2017	02/2018	02/2019	02/2020
Houses Sold	646	631	746	850	844	867	1105	1081	1161	1084	1088
Average Selling Price	\$157,250	\$148,728	\$156,607	\$159,364	\$158,929	\$172,105	\$171,261	\$191,726	\$203,311	\$216,265	\$222,392
Median Selling Price	\$126,068	\$127,900	\$130,000	\$127,950	\$131,950	\$142,000	\$143,000	\$156,000	\$168,000	\$177,500	\$189,000
Average Days on Market	83	86	95	87	78	74	68	59	48	52	55
Average Cumulative Days on Market	137	142	160	122	116	107	93	77	66	69	72



Information deemed reliable but not guaranteed