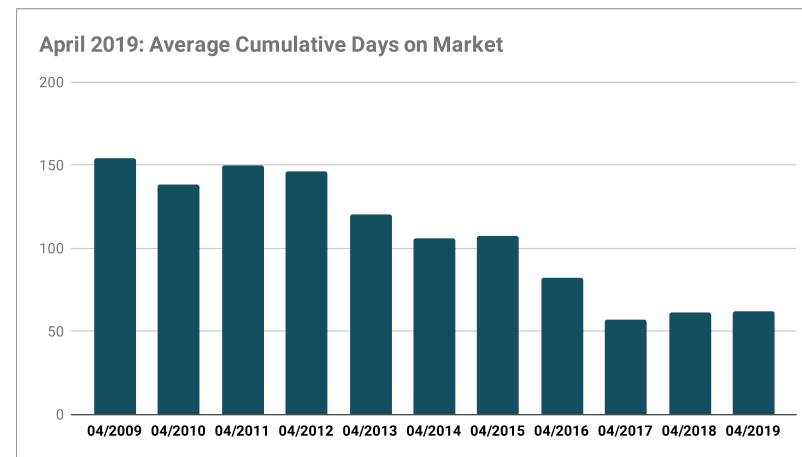
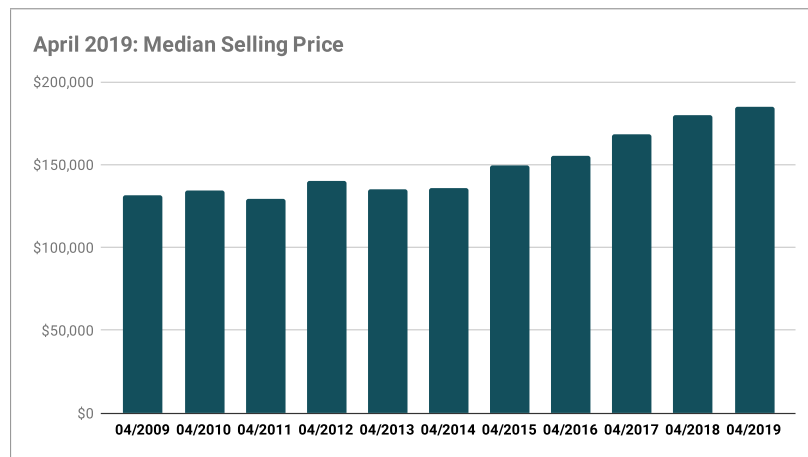
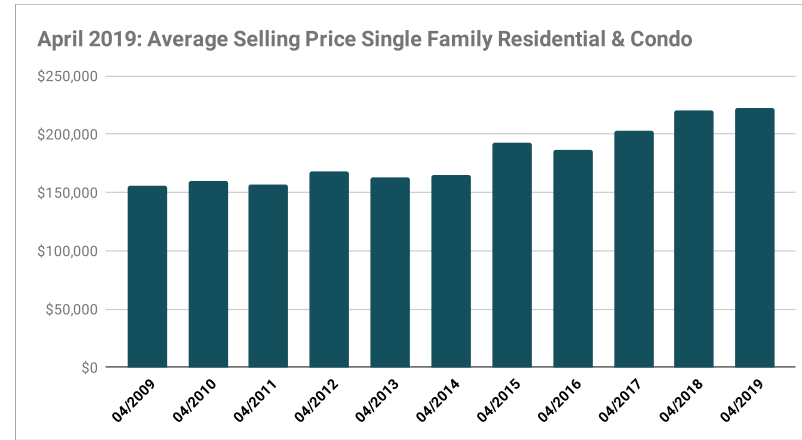
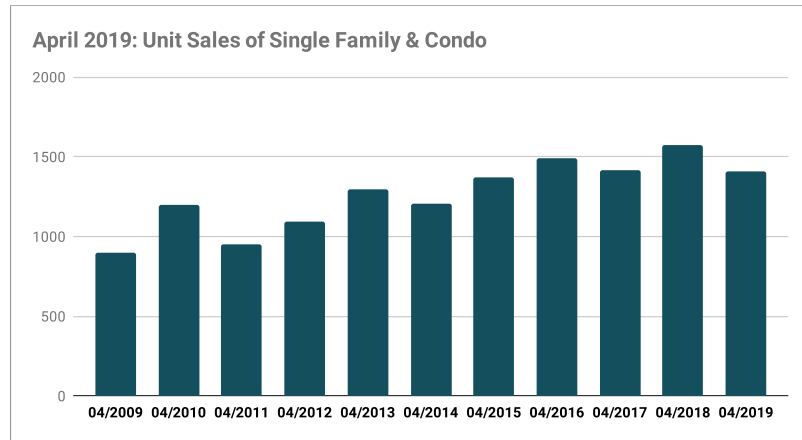


Month at a Glance | April 2019

Residential Sales Statistics: Single Family Residential & Condo



	04/2009	04/2010	04/2011	04/2012	04/2013	04/2014	04/2015	04/2016	04/2017	04/2018	04/2019
Houses Sold	898	1201	950	1090	1297	1202	1370	1490	1412	1569	1406
Average Selling Price	\$155,943	\$159,323	\$156,361	\$167,489	\$162,949	\$164,426	\$192,106	\$186,168	\$202,647	\$220,302	\$222,437
Median Selling Price	\$131,325	\$134,500	\$129,250	\$140,000	\$135,000	\$135,975	\$149,250	\$155,000	\$168,500	\$180,000	\$184,900
Average Days on Market	90	87	91	90	75	71	73	56	43	46	44
Average Cumulative Days on Market	154	138	150	146	120	106	107	82	57	61	62



Information deemed reliable but not guaranteed