Greater Louisville Association of REALTORS®
Year to Date at a GLANCE
Residential Sales Statistics
Single Family Residential & Condo
Information Deemed Reliable but Not Guaranteed
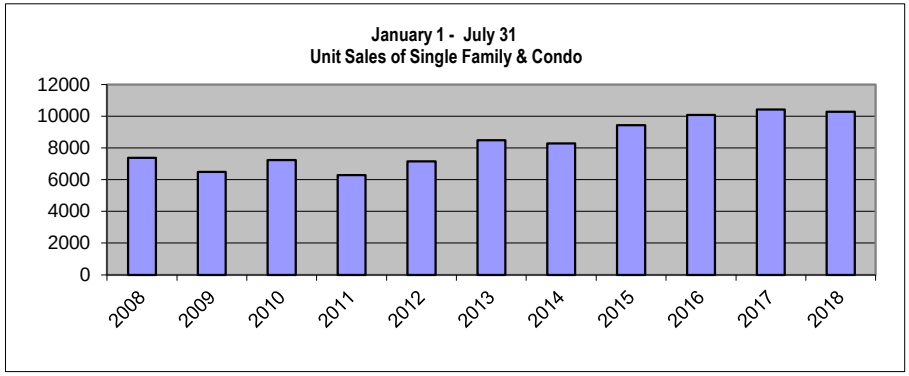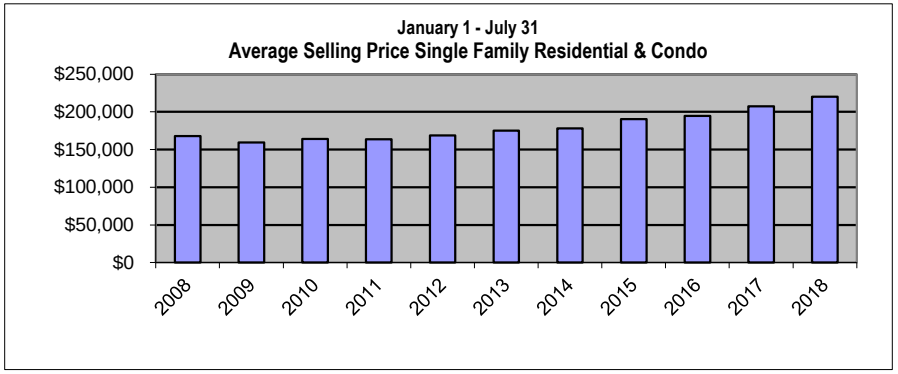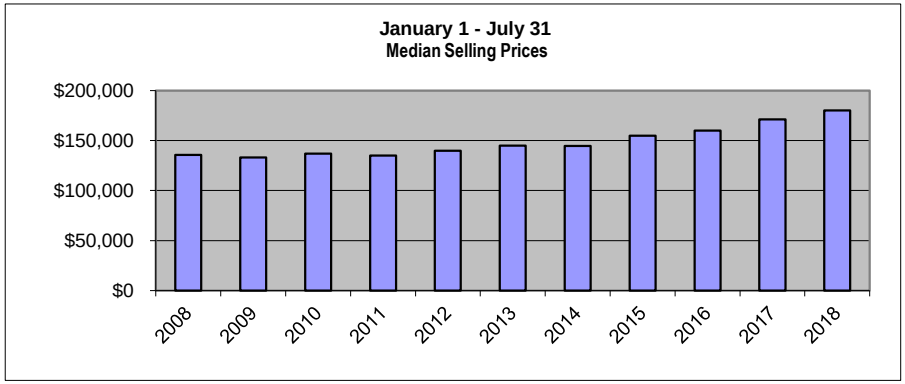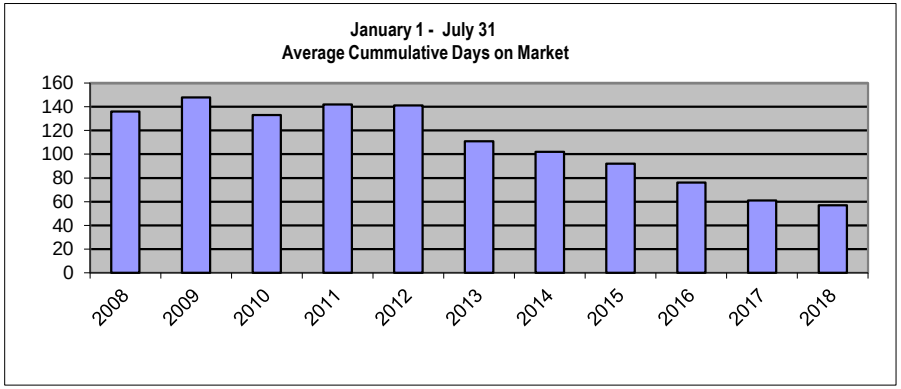
	Jan 1- July 31 2008	Jan 1- July 31 2009	Jan 1- July 31 2010	Jan 1- July 31 2011	Jan 1- July 31 2012	Jan 1- July 31 2013	Jan 1- July 31 2014	Jan 1- July 31 2015	Jan 1- July 31 2016	Jan 1- July 31 2017	Jan 1- July 31 2018
Houses Sold	7388	6483	7238	6292	7159	8491	8293	9447	10095	10431	10281
Average Selling Price	$167,843	$159,334	$164,054	$163,764	$168,863	$175,056	$177,871	$190,507	$194,675	$207,391	$220,061
Median Selling Price	$135,500	$133,000	$137,000	$134,900	$139,900	$144,900	$144,482	$155,000	$160,000	$171,278	$180,000
Average Days on Market	82	88	81	88	89	74	70	63	54	45	42
Average Cummulative Days on Market	136	148	133	142	141	111	102	92	76	61	57